



# PRODUCT CATALOG

 **Georgia-Pacific**  
Vinyl Siding & Accessories

 **Ply Gem**<sup>®</sup>  
RESIDENTIAL SOLUTIONS  
A division of **Cornerstone Building Brands**

**BLUELINX**  
DELIVERING WHAT MATTERS<sup>™</sup>



## Vinyl Siding & Accessories

- Designed To Work Together . . . . . 2
- Caliber™ High Performance Insulated Siding . . . . . 4  
Year-round performance.
- Cedar Spectrum™ . . . . . 6  
Authentic look without compromise.
- Compass® . . . . . 8  
Explore your style. Discover your color.
- Forest Ridge® . . . . . 12  
Classic look of traditional siding.
- Shadow Ridge® . . . . . 14  
Distinctive dutch lap profile.
- Somerset Coastal® . . . . . 16  
Beaded elegance.
- Board & Batten . . . . . 18  
Bold vertical style.
- Vision Pro® . . . . . 20  
Versatility and value.
- Castle Ridge® . . . . . 22  
Classic simplicity.
- Vinyl Soffit and Fascia . . . . . 24
- Parkside® Vinyl Skirting . . . . . 26
- Product Specifications . . . . . 27
- Quality Commitment . . . . . 29
- Color Chart . . . . . 30

# PRODUCTS YOU CAN LOVE FROM NAMES YOU CAN TRUST



## DESIGNED TO WORK TOGETHER

Ply Gem proudly manufactures Georgia-Pacific® Vinyl Siding and Accessories and a number of complementary products that are distributed by BlueLinx, one of the largest building materials distributors in North America.

VISUALIZE YOUR NEW EXTERIOR WITH OUR INTERACTIVE DESIGN TOOL AT [WWW.GPVINYLSIDING.COM](http://WWW.GPVINYLSIDING.COM)



# CALIBER™

**YEAR-ROUND  
PERFORMANCE.**

Create a quieter, more comfortable and energy efficient home with Caliber™ high performance insulated siding.



## COLORS

Standard Colors

WHITE

CREAM

MIST

ALMOND

TAN

CLAY†

THISTLE†

GRAY

FLINT†

### Premium Colors†

BRIARWOOD

SAGEBROOK

PEWTER

WEDGEWOOD

# TRADITIONAL LAP DOUBLE 6" INSULATED

ADDS ADDITIONAL R-VALUE OF 2.8 TO EXTERIOR WALLS\*

**AUTHENTIC APPEARANCE**  
**PREMIUM PERFORMANCE**  
**BLANKETS YOUR HOME IN COMFORT**  
**REDUCES HEATING & COOLING COSTS**  
**BUFFERS EXTERNAL NOISE**  
LIMITED LIFETIME TRANSFERABLE WARRANTY\*\*  
**25-YEAR PREMIUM COLOR WARRANTY**

FIND ALL OF OUR TESTING DETAILS AND CERTIFICATIONS  
ON PAGE 29 OR VISIT [GPVINYLSIDING.COM](http://GPVINYLSIDING.COM).

Due to printing limitations, color representations may not be exact.

† Upcharge applies.

\*\* For complete warranty details call 1-888-502-BLUE.

\* Caliber High Performance Siding, with a verified R-Value rating of 2.8, has been tested using the new 2011 FTC-compliant testing method (ASTM C1363) and is an approved product on the Energy Star® checklist to reduce the effect of thermal bridging.

# CEDAR SPECTRUM™

**AUTHENTIC  
LOOK WITHOUT  
COMPROMISE.**

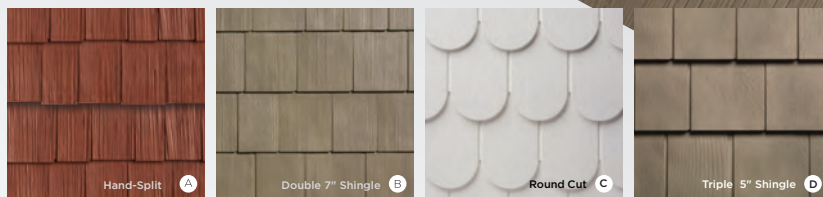
**HAND-SPLIT, SHINGLE, & ROUND CUT SIDING.**

Deep grains and rough textures you can see from the curb, moulded from real cedar siding make Cedar Spectrum™ the perfect choice for homeowners looking for rustic, authentic craftsmanship that lasts.



# COLORS

|   |              |         |
|---|--------------|---------|
| ● | WHITE        | A B C D |
|   | PEARL        | A B C D |
|   | CREAM        | A B C D |
|   | ALMOND       | A B C D |
|   | TAN          | A B C D |
|   | CLAY         | A B C D |
|   | HAZELNUT     | B D     |
|   | AMBER        | B D     |
|   | BRIARWOOD    | B D     |
|   | SHADED CEDAR | A B D   |
|   | TEAK         | A B D   |
|   | BROWNSTONE   | B       |
|   | HAMPTON RED  | A B D   |
|   | CINNABAR     | B       |
| ● | OLIVE        | B D     |
|   | THISTLE      | A B D   |
|   | SAGEBROOK    | A B D   |
|   | PALM         | B D     |
|   | DUBLIN       | B       |
|   | GRAY         | A B C D |
|   | FLINT        | A B C D |
|   | PEWTER       | A B D   |
|   | SHADED GRAY  | A B D   |
|   | SHADOW       | A B D   |
|   | IRON         | B       |
|   | WEDGEWOOD    | A B D   |
|   | BAYOU        | A B D   |
|   | BRUNSWICK    | B       |



**DOUBLE 9" HAND-SPLIT**  
**DOUBLE 7" SHINGLE**  
**TRIPLE 5" SHINGLE**  
**DOUBLE 6.25" ROUND CUT**  
**DEEP REALISTIC GRAIN**  
**ROUGH TEXTURE**  
**AUTHENTIC LOOK**  
**STANDS UP TO THE ELEMENTS**  
**MOLDED FROM REAL CEDAR SIDING**  
**ULTRA-LOW MAINTENANCE**  
**LIMITED LIFETIME TRANSFERABLE WARRANTY\***

FIND ALL OF OUR TESTING DETAILS AND CERTIFICATIONS ON PAGE 29 OR VISIT [GPVINYLSIDING.COM](http://GPVINYLSIDING.COM).

Due to printing limitations, color representations may not be exact.

† Upcharge applies.

\* For complete warranty details call 1-888-502-BLUE.

# COMPASS<sup>®</sup>

**EXPLORE YOUR  
STYLE. DISCOVER  
YOUR COLOR.**

We've handpicked the most beautiful hues straight from nature. This collection of 29 colors includes crisp lights, comfy neutrals, dynamic hues and worry-free wood grains.





# COLORS



**DOUBLE 4" TRADITIONAL LAP**  
**DOUBLE 4.5" DUTCH LAP**  
**MORE DESIGN OPTIONS**  
**LARGEST PALETTE**  
**UNIQUE WOOD GRAIN COLORS**  
**STURDY .044" THICKNESS**  
**OUTSTANDING PERFORMANCE**  
**WEATHER AND PEST RESISTANT**  
**LIMITED LIFETIME TRANSFERABLE WARRANTY\***  
**25-YEAR PREMIUM COLOR WARRANTY**

FIND ALL OF OUR TESTING DETAILS AND CERTIFICATIONS  
ON PAGE 29 OR VISIT [GPVINYLSIDING.COM](http://GPVINYLSIDING.COM).

Due to printing limitations, color representations may not be exact.

† Upcharge applies.

‡ Premium Colors

\* For complete warranty details call 1-888-502-BLUE.

• BEAUTY  
THAT'S MORE  
THAN SKIN  
DEEP





**1** Four layer attachment system snaps as it locks, helping keep panels firmly in place


**2** Reverse Full Roll double thickness nail hem for more secure attachment and improved resistance to blow off in high wind conditions

**3** Oversized top lock engages more securely and helps straighten the panels on the wall

**4** Realistic wood grain emboss with a low gloss finish

**5** Larger 5/8" projection and upward reverse butt angles help to keep the overlapped seams tight and secure, improving the appearance of the installation by making seams less noticeable

**6** Double thickness bottom lock provides greater strength and reinforcement at a critical point in the locking system



# FOREST RIDGE®

**THE CLASSIC LOOK  
OF TRADITIONAL  
SIDING.**

A value that withstands the test of time—and with timeless beauty to match—Forest Ridge® offers the classic look of traditional siding without the expensive maintenance of real wood.



**COLORS**  
Standard Colors

|   |                       |
|---|-----------------------|
| ● | WHITE                 |
|   | PEARL                 |
|   | CREAM                 |
|   | MIST                  |
|   | ALMOND                |
|   | BEIGE                 |
|   | TAN                   |
|   | CLAY <sup>†</sup>     |
|   | HAZELNUT <sup>†</sup> |
|   | AMBER <sup>†</sup>    |
|   | OLIVE                 |
|   | THISTLE <sup>†</sup>  |
|   | CYPRESS               |
| ● | GRAY                  |
|   | FLINT <sup>†</sup>    |
|   | BLUE                  |

Premium Colors<sup>†</sup>

|  |                     |
|--|---------------------|
|  | BRIARWOOD           |
|  | TEAK <sup>†</sup>   |
|  | SAGEBROOK           |
|  | DUBLIN <sup>†</sup> |
|  | PEWTER              |
|  | SHADOW <sup>†</sup> |
|  | WEDGEWOOD           |



Due to printing limitations, color representations may not be exact.

<sup>†</sup> Upcharge applies.

<sup>‡</sup> Only available in Double 4".

\* For complete warranty details call 1-888-502-BLUE.

**TRADITIONAL LAP**  
**DOUBLE 4" & DOUBLE 5"**  
**WOOD GRAIN FINISH**  
**STURDY .042" THICKNESS**  
**STANDS UP TO THE ELEMENTS**  
**OUTSTANDING DURABILITY**  
**25-YEAR PREMIUM COLOR WARRANTY**  
**LIMITED LIFETIME TRANSFERABLE WARRANTY\***

FIND ALL OF OUR TESTING DETAILS AND CERTIFICATIONS  
 ON PAGE 29 OR VISIT [GPVINYLSIDING.COM](http://GPVINYLSIDING.COM).

# SHADOW RIDGE®


**A TRADITIONAL  
LOOK WITH  
DISTINCTION.**

With all the colors you need at a price you can afford, Shadow Ridge® classically crafted siding offers time-honored, traditional style.



## COLORS

Standard Colors



### Premium Colors†



**DUTCH LAP**  
DOUBLE 4" & DOUBLE 5"  
**WOOD GRAIN FINISH**  
**DIMENSIONAL LOOK**  
**STURDY .042" THICKNESS**  
OUTSTANDING DURABILITY  
**25 YEAR PREMIUM COLOR WARRANTY**  
**LIMITED LIFETIME TRANSFERABLE WARRANTY\***

FIND ALL OF OUR TESTING DETAILS AND CERTIFICATIONS  
ON PAGE 29 OR VISIT [GPVINYLSIDING.COM](http://GPVINYLSIDING.COM).

Due to printing limitations, color representations may not be exact.

† Upcharge applies.

‡ Only available in Double 4" Dutch Lap.

\* For complete warranty details call 1-888-502-BLUE.

# SOMERSET COASTAL<sup>®</sup>

**AN ENDURING AND  
CLASSIC LOOK.**

With a smooth, brushed finish that captures the look of southern coastal homes, Somerset Coastal<sup>®</sup> features an enduring, hand-crafted appearance and a timeless, sophisticated style.





## COLORS

WHITE

PEARL

CREAM

MIST

ALMOND

TAN

CLAY†

OLIVE

THISTLE†

GRAY

FLINT†

**CLASSIC 6.5" LAP**  
**FULL BEADED**  
**HAND-CRAFTED LOOK**  
**SMOOTH FINISH**  
**OUTSTANDING DURABILITY**  
**STANDS UP TO THE ELEMENTS**  
**LIMITED LIFETIME TRANSFERABLE WARRANTY\***  
**25-YEAR PREMIUM COLOR WARRANTY**

FIND ALL OF OUR TESTING DETAILS AND CERTIFICATIONS  
ON PAGE 29 OR VISIT [GPVINYLSIDING.COM](http://GPVINYLSIDING.COM).

Due to printing limitations, color  
representations may not be exact.

† Upcharge applies.

\* For complete warranty details call 1-888-502-BLUE.


# BOARD & BATTEN

**BOLD VERTICAL  
STYLE.**

Make a bold statement with Board & Batten, available in striking colors that will always look freshly painted—perfect for cottage or mountain retreat-style homes.



**COLORS**  
Standard Colors



|           |
|-----------|
| WHITE     |
| PEARL     |
| CREAM     |
| ALMOND    |
| MIST      |
| BEIGE     |
| TAN       |
| CLAY*     |
| HAZELNUT* |
| AMBER*    |
| OLIVE     |
| THISTLE*  |
| GRAY      |
| FLINT*    |
| BLUE      |

Premium Colors†



|             |
|-------------|
| BRIARWOOD   |
| BROWNSTONE  |
| TEAK        |
| HAMPTON RED |
| SAGEBROOK   |
| PALM        |
| DUBLIN      |
| PEWTER      |
| SHADOW      |
| WEDGEWOOD   |
| BAYOU       |
| BRUNSWICK   |

**TRADITIONAL 5.5" FACE**  
**1.5" BATTEN**  
**VERTICAL SIDING**  
**AUTHENTIC APPEARANCE**  
**FRESHLY PAINTED LOOK**  
**WOOD GRAIN EMBOSS**  
**DRAMATIC DARK COLOR OPTIONS**  
**STANDS UP TO THE ELEMENTS**  
**LIMITED LIFETIME TRANSFERABLE WARRANTY\***  
**25-YEAR PREMIUM COLOR WARRANTY**

FIND ALL OF OUR TESTING DETAILS AND CERTIFICATIONS  
ON PAGE 29 OR VISIT [GPVINYLSIDING.COM](http://GPVINYLSIDING.COM).

Due to printing limitations, color representations may not be exact.

† Upcharge applies.

\* For complete warranty details call 1-888-502-BLUE.

# VISION PRO<sup>®</sup>

**BROAD VERSATILITY  
MEETS HIGH VALUE.**

A vision in any color, Vision Pro<sup>®</sup> is an affordable siding option that complements traditional or contemporary homes—a truly versatile design for virtually any homeowner.





## COLORS

|          |
|----------|
| WHITE    |
| PEARL    |
| CREAM    |
| MIST     |
| ALMOND   |
| BEIGE    |
| TAN      |
| CLAY†    |
| OLIVE    |
| THISTLE† |
| CYPRESS  |
| GRAY     |
| FLINT†   |
| BLUE     |

DOUBLE 4" & 5" TRADITIONAL LAP  
DOUBLE 4" & 5" DUTCH LAP  
**VERSATILE DESIGN**  
PEST AND WEATHER-RESISTANT  
**GREAT VALUE**  
LIMITED LIFETIME TRANSFERABLE WARRANTY\*



FIND ALL OF OUR TESTING DETAILS AND CERTIFICATIONS  
ON PAGE 29 OR VISIT [GPVINYLSIDING.COM](http://GPVINYLSIDING.COM).

Due to printing limitations, color representations may not be exact.

† Upcharge applies.

\* For complete warranty details call 1-888-502-BLUE.

# CASTLE RIDGE®

**CLASSIC  
SIMPLICITY.**

The simple look of freshly painted cedar shines through with the deep, embossed wood grain texture of Castle Ridge®.





## COLORS

WHITE



**SINGLE 8" TRADITIONAL LAP**  
**UNIQUE DESIGN LOOK**  
**WOOD GRAIN TEXTURE**  
**CLASSIC WHITE**  
**OUTSTANDING DURABILITY**  
LIMITED LIFETIME TRANSFERABLE WARRANTY\*



FIND ALL OF OUR TESTING DETAILS AND CERTIFICATIONS  
ON PAGE 29 OR VISIT [GPVINYLSIDING.COM](https://www.gpvinylsiding.com).

Due to printing limitations, color  
representations may not be exact.

† Upcharge applies.

\* For complete warranty details call 1-888-502-BLUE.

# VINYL SOFFIT & FASCIA

## ATTRACTIVE. AND VERSATILE. LOW-MAINTENANCE.

- Perfect for use with brick, wood, vinyl or fiber cement siding
- Ideal for overhangs, porch ceilings and hard-to-maintain exterior overhead applications
- Wide variety of colors match or complement Georgia-Pacific® Vinyl Siding
- Soffit available in solid and vented panels for ventilation
- Wood grain or pebble finish
- Never needs scraping, painting or staining
- Wash with a regular garden hose to keep it looking good

## FASCIA

Maintenance and painting on fascia boards can be virtually eliminated with Georgia-Pacific Vinyl fascia. Available in 13 standard colors to match or complement your Georgia-Pacific Vinyl Siding.

See chart on page 32 for color options.



## DOUBLE 5" SOFFIT



### .044" premium thickness

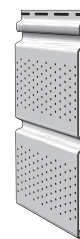
- Available in 14 colors
- Premium solid soffit is suitable for vertical siding applications
- Wood grain finish

### .040" standard thickness

- Available in 10 colors
- Wood grain finish
- Standard soffit is not suitable for vertical siding applications



Double 5"  
Solid Soffit



Double 5"  
Perforated Soffit



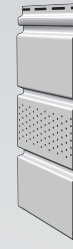
## PREMIUM TRIPLE 4" SOFFIT



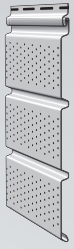
- .038" thickness
- Solid and Full Vent available in 13 colors
- Center Vent available in 6 colors
- Pebble finish
- Not suitable for vertical siding applications



Premium Triple 4" Solid Soffit



Premium Triple 4" Center Vent Soffit



Premium Triple 4" Full Vent Soffit

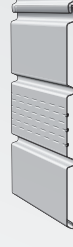
## TRIPLE 4" SOFFIT



- .035" thickness
- Available in 13 colors
- Pebble finish
- Not suitable for vertical siding applications



Triple 4" Solid Soffit



Triple 4" Center Vent Soffit



Triple 4" Full Vent Soffit

## BEADED SOFFIT



- .040" thickness
- Available in 6 colors
- Solid soffit is suitable for vertical siding applications
- Pebble finish
- Center Vent available in 15 colors



Beaded 7" Solid Soffit



Beaded 7" Hidden Vent Soffit

## TRIPLE 3-1/3" SOFFIT



- .044" thickness
- Available in 20 colors
- Pebble finish
- Not suitable for vertical siding applications



Triple 3-1/3" Solid Soffit



Triple 3-1/3" Hidden Vent Soffit

† Upcharge applies.

# PARKSIDE®

## FINISH YOUR HOME WITH STYLE.

Looking for the perfect finishing touch for a home, deck or hot tub? Parkside Vinyl Skirting is a beautiful solution, offering a finished look with a vented option.



### COLORS

Standard Colors

WHITE

CREAM

TAN

GRAY




Due to printing limitations, color representations may not be exact.

\*Not available in Double 4" profile

POP-UP RAIL FOR EASY ACCESS & STORAGE  
BUILT IN VENTILATION  
**WOOD GRAIN FINISH**  
AVAILABLE IN SOLID AND VENTED DESIGNS



# PRODUCT SPECIFICATIONS

|  | Design Pressure | Reference Zone B 30' Building Height Wind Velocity* | Thickness     | Projection | Net Free Air Space  |  |  |  |
|--|-----------------|---|---------------|------------|---|---|---|---|
| Siding                                   |                 |   |               |            |   |   |   |   |
| Caliber™                                 | 68.9 PSF        | 170 mph   | .044"         | 3/4"       | —   |   |   | •   |
| Compass®                                 | 89.4 PSF        | 190 mph   | .044"         | 5/8"       | —   | •   |   |   |
| Forest Ridge®                            | 55.6 PSF        | 150 mph   | .042"         | 1/2"       | —   | •   |   |   |
| Shadow Ridge®                            | 55.6 PSF        | 150 mph   | .042"         | 1/2"       | —   | •   |   |   |
| Vision Pro®                              | 55.6 PSF        | 150 mph   | .040"         | 1/2"       | —   | •   |   |   |
| Castle Ridge® Single 8                   | 55.6 PSF        | 150 mph   | .044"         | 3/4"       | —   | •   |   |   |
| Somerset Coastal® 6-1/2" Beaded          | 80.2 PSF        | 180 mph   | .044"         | 5/8"       | —   | •   |   |   |
| Chatham Ridge® Triple 3                  | 55.6 PSF        | 150 mph   | .040"         | 1/2"       | —   | •   |   |   |
| Board & Batten                           | 92.6 PSF        | 193 mph   | .048"         | 1/2"       | —   | •   |   |   |
| Cedar Spectrum™ Hand-Split Siding        | 82.2 PSF        | 180 mph   | .100" nominal | 1/2"       | —   |   | •   |   |
| Cedar Spectrum™ Double 7" Shingle Siding | 73.3 PSF        | 175 mph   | .100" nominal | 1/2"       | —   |   | •   |   |
| Cedar Spectrum™ Triple 5" Shingle Siding | 73.3 PSF        | 175 mph   | .100" nominal | 1/2"       | —   |   | •   |   |
| Cedar Spectrum™ Round Cut Siding         | 48.9 PSF        | 145 mph   | .100" nominal | 3/8"       | —   |   | •   |   |
| Soffit                                   |                 |   |               |            |   |   |   |   |
| Double 5" Premium                        | n/a             | n/a   | .044"         | 1/2"       | Vented-6.20 square inches per square ft./perforated   | •   |   |   |
| Double 5" Standard                       | n/a             | n/a   | .040"         | 1/2"       | Vented-6.20 square inches per square ft./perforated   | •   |   |   |
| Premium Triple 4"                        | n/a             | n/a   | .038"         | 1/2"       | Center Vent-1.92 square inches per square foot<br>Fully Vented -5.867 square inches per square foot | •   |   |   |
| Triple 4"                                | n/a             | n/a   | .035"         | 1/2"       | Center Vent-1.92 square inches per square ft. Full Vent-14.34 square inches per square ft./lanced   | •   |   |   |
| Beaded                                   | n/a             | n/a   | .040"         | 3/8"       | Hidden Vent-2.66 square inches per square ft.   | •   |   |   |
| Triple 3-1/3"                            | n/a             | n/a   | .044"         | 5/8"       | Hidden Vent-9.19 square inches per square foot  | •   |   |   |

\* **TESTED IN ACCORDANCE WITH ASTM D3206.**  
Wind speed rating will vary depending on specific code region and construction method. Refer to local building codes for detailed requirements concerning allowable wind loads and specified conversion tables for actual wind speed.



A HOME THAT STANDS  
OUT ON YOUR STREET.

A DURABLE EXTERIOR  
THAT WITHSTANDS  
THE ELEMENTS.

A WORRY-FREE  
PRODUCT THAT LASTS.

MADE WITH PRIDE  
BY PLY GEM, AN  
INDUSTRY LEADER.

## THE MINOR DETAILS MAKE A MAJOR DIFFERENCE

Ply Gem manufactures Georgia-Pacific® Vinyl Siding and Accessories using the highest quality raw materials. Our patented, proprietary technology delivers superior durability and performance. And to ensure the product is reliable, each batch goes through a rigorous 35-point checklist to make sure it meets exacting quality standards.

Once manufactured, our products are tested by an accredited, third party quality control agency to ensure that they meet or exceed the industry standard under ASTM D3679 & ASTM D6864 for performance.



## A LOOK FOR YOUR LIFESTYLE

Every home is unique, which is why we offer a full complement of styles, colors and product options. Visit the Designed Exterior Studio at [www.gpvinylsiding.com](http://www.gpvinylsiding.com) to see how easy it is to use our low-maintenance materials to create an enduring, beautiful exterior for your home.





## PEACE OF MIND COMES STANDARD

It's no wonder homeowners prefer vinyl siding!<sup>1</sup> Not only does it look good, but it never needs to be painted or stained. An annual wash with a garden hose will keep it looking like freshly painted wood. This means you'll spend less time and money maintaining your siding and more time enjoying your home.

And with a Limited Lifetime Transferable Warranty backed by Ply Gem, an industry leader, you can rest assured that your biggest investment is protected.



## EVERY ELEMENT CONSIDERED

Ply Gem makes Georgia-Pacific Vinyl Siding with unique design features that help battle the toughest weather conditions like wind, cold and intense heat. The finish won't peel, check or craze. Plus, with our state-of-the-art UV protection system, every panel has a proven history of unmatched protection against the damaging effects of the sun.

<sup>1</sup> "Residential Siding & Trim 2013" page 24, Principia Partners. August 2014.



## BEAUTY THAT'S MORE THAN SKIN DEEP

Georgia-Pacific Vinyl Siding comes in a wide array of colors, from crisp lights, comfy neutrals and vivid deep hues to realistic wood tones. Each color starts with the highest quality pigments and UV inhibitors blended throughout the panel. This means our products have consistent color that stands up to everyday dings and scratches.



## HOMES MADE WITH COMMUNITIES IN MIND

Ply Gem vinyl siding products can help you meet your sustainable building goals and earn points in leading green building certification programs. Our products offer features that positively contribute to sustainable building practices, improved energy efficiency and lifecycle benefits of homes.



# COLOR CHART

| Siding Color      | Caliber™<br>High Performance<br>Insulated Siding | Compass* | Forest Ridge* | Shadow Ridge* | Vision Pro* | Somerset Coastal† | Board & Batten | Cedar Spectrum™<br>Hand-Split Siding |  |  |
|-------------------|--|----------|---------------|---------------|-------------|-------------------|----------------|--------------------------------------|--|--|
| Brunswick         |  | • †‡     |               |               |             |                   | • †‡           |                                      |  |  |
| Bayou             |  | • †‡     |               |               |             |                   | • †‡           | •                                    |  |  |
| Wedgewood         | • †‡   | • †‡     | • †‡          | • †‡          |             |                   | • †‡           | •                                    |  |  |
| Blue              |  |          | •             | •             | •           |                   | •              |                                      |  |  |
| Iron              |  | • †‡     |               |               |             |                   |                |                                      |  |  |
| Shadow            |  | • †‡     | • †***        | • †***        |             |                   | • †‡           | •                                    |  |  |
| Pewter            | • †‡   | • †‡     | • †‡          | • †‡          |             |                   | • †‡           | •                                    |  |  |
| Coastal Blue      |  | • †***   |               |               |             |                   |                |                                      |  |  |
| Shaded Gray       |  |          |               |               |             |                   |                | • †                                  |  |  |
| Flint             | • †  | • †      | • †           | • †           | • †         | • †               | • †            | •                                    |  |  |
| Gray              | •  | •        | •             | •             | •           | •                 | •              | •                                    |  |  |
| Dublin            |  | • †‡     | • †***        | • †***        |             |                   | • †‡           |                                      |  |  |
| Palm              |  | • †‡     |               |               |             |                   | • †‡           |                                      |  |  |
| Cypress           |  |          | • †           | • †           | • †         |                   |                |                                      |  |  |
| Sagebrook         | • †‡   | • †‡     | • †‡          | • †‡          |             |                   | • †‡           | •                                    |  |  |
| Thistle           | • †  | • †      | • †           | • †           | • †         | • †               | • †            | •                                    |  |  |
| Olive             |  |          | •             | •             | •           | •                 | •              |                                      |  |  |
| Redwood           |  | • †      |               |               |             |                   |                |                                      |  |  |
| Cinnabar          |  | • †‡     |               |               |             |                   |                |                                      |  |  |
| Hampton Red       |  | • †‡     |               |               |             |                   | • †‡           | •                                    |  |  |
| Hearthstone Brown |  | • †      |               |               |             |                   |                |                                      |  |  |
| Brownstone        |  | • †‡     |               |               |             |                   | • †‡           | •                                    |  |  |
| Teak              |  | • †‡     | • †‡***       | • †‡***       |             |                   | • †‡           | •                                    |  |  |
| Shaded Cedar      |  |          |               |               |             |                   |                | • †                                  |  |  |
| Musket Brown      |  |          |               |               |             |                   |                |                                      |  |  |
| Briarwood         | • †‡   | • †‡     | • †‡          | • †‡          |             |                   | • †‡           |                                      |  |  |
| Northern Oak      |  | • †      |               |               |             |                   |                |                                      |  |  |
| Amber             |  | • †      | • †           | • †           |             |                   | • †            |                                      |  |  |
| Hazelnut          |  | • †      | • †           | • †           |             |                   | • †            |                                      |  |  |
| Clay              | • †  | • †      | • †           | • †           | • †         | • †               | • †            | •                                    |  |  |
| Tan               | •  | •        | •             | •             | •           | •                 | •              | •                                    |  |  |
| Beige             |  |          | •             | •             | •           |                   | •              |                                      |  |  |
| Almond            | •  | •        | •             | •             | •           | •                 | •              | •                                    |  |  |
| Mist              | •  |          | •             | •             | •           | •                 | •              |                                      |  |  |
| Cream             | •  | •        | •             | •             | •           | •                 | •              | •                                    |  |  |
| Pearl             |  | •        | •             | •             | •           | •                 | •              | •                                    |  |  |
| White             | •  | •        | •             | •             | •           | •                 | •              | •                                    |  |  |

NOTE: Printing reproduction of colors shown in this brochure may vary from actual product.  
NOTE: Some colors are not available in all profiles.

† Upcharge applies  
‡ Premium Colors

\* .046 Soffit only.  
\*\* Available in center vented only.

\*\*\* Only available in Double 4" or Double 4" Dutch Lap



# FINAL TOUCHES

 **Ply Gem**<sup>®</sup>  
SHUTTERS & ACCENTS

Accents. Decorative. Distinctive. Finishing touches like shutters, window headers, door surrounds and columns give your home its own unique personality. Ply Gem Shutters and Accents are virtually maintenance-free, require no painting and will last for generations. Available in a broad range of colors that can match or complement any design vision, Ply Gem Shutters and Accents are the right choice to dress up your home.





# METAL PROGRAM

Attractive. Durable. Virtually maintenance-free. Metal soffit, fascia, trim coil, and accessories make it easy to add just the right touch to any home or light commercial building. Ply Gem Aluminum Products are available in colors that perfectly match or complement Georgia-Pacific Vinyl Siding colors.



**SOFFIT** Aluminum Soffits are available in three styles in a variety of thicknesses and venting options to suit any application. Choose Double 6", Triple 4" or Quad 4".

- Commercial, Durabuilt, and Economy Thicknesses Available
- Solid, Center Vent, and Full Vent Styles

## FASCIA

Fascia is the perfect low-maintenance finishing touch.

- Choose 4", 6", 8" or 10" styles
- Smooth ribbed
- 6" Embossed Hem Fascia Cap

## ACCESSORIES

Designed for durability and easy installation, our aluminum accessories are available in a variety of colors to match or complement Georgia-Pacific Vinyl Siding.

- J-Channel
- F-Channel
- Drip Edge
- Starter Strip

## TRIM COIL

Trim Coil cuts clean, bends sharp, and lays flat. We offer PVC, Smooth Painted and Durapro in a variety of widths to suit any application.

- Available in hundreds of colors matching Georgia-Pacific Vinyl Siding and competitor colors



Ply Gem aluminum products have been evaluated by a third party and are GreenCircle certified to contain a minimum of 67% recycled content.

# CREATED BY OUR COMMUNITY ESPECIALLY FOR YOURS.

There's more to BlueLinX and Ply Gem than just great products. From the plants and warehouses, to the local lumberyard that delivers your products to the job site, we all understand that every purchase makes a big difference to the people and businesses that call it home. Wherever it is you call home, you'll find us living, working and delivering enduring style to your community.



**BLUELINX**  
DELIVERING WHAT MATTERS

[BlueLinXCo.com](https://www.BlueLinXCo.com)

BlueLinX Corporation  
1950 Spectrum Circle  
Marietta, GA 30067  
1.888.502.BLUE

GP, GEORGIA-PACIFIC and the GEORGIA-PACIFIC logo are owned by or licensed to Georgia-Pacific Wood Products LLC and are used under license. Georgia-Pacific Wood Products LLC does not manufacture, distribute or warrant the products described in this brochure. FOREST RIDGE, SHADOW RIDGE, CHATHAM RIDGE, CASTLE RIDGE, VISION PRO, COMPASS, SOMERSET COASTAL and PARKSIDE are registered trademarks, NATURAL ELEMENTS COLLECTION and CEDAR SPECTRUM are trademarks, and BLUELINX and the BLUELINX design are trademarks and registered service marks of BlueLinX Services Inc. and UpRight Locking System are registered trademarks of Ply Gem and/or its subsidiaries.

©2023 BlueLinX Corporation. All rights reserved. Printed in the U.S.A.  
4101099991102 ERM/CG/2.6/