

Vision Pro® Vinyl Siding

Packaging Information	Sqs/Carton	Length	Sqs/Crate
Double 4" Traditional Lap	2	12'6"	48
Double 4" Dutch Lap	2	12'6"	38
Double 5" Traditional Lap	2	12'	40
Double 5" Dutch Lap	2	12'	34



LEED FOR HOMES — POSSIBLE POINTS



LEED NEW CONSTRUCTION — POSSIBLE POINTS



NAHB STANDARDS — POSSIBLE POINTS



VISION PRO HAS BEEN GREEN APPROVED BY THE NAHB RESEARCH CENTER.

This means you can be assured that Vision Pro complies with specific green practice criteria in the National Green Building Standard. Visit www.GreenApprovedProducts.com for more details.

WWW.GPVINYLSIDING.COM

Distributed by



www.bluelinxco.com

BlueLinX Corporation
 4300 Wildwood Parkway
 Atlanta, Georgia 30339
 1-888-502-BLUE
 1-800-839-2588 (Eastern Sales Region)
 1-800-830-7370 (Western Sales Region)



GEORGIA-PACIFIC, GP, and the GEORGIA-PACIFIC logo are owned by or licensed to Georgia-Pacific Wood Products LLC. VISION PRO is a registered trademark and BLUELINX and the BLUELINX design are trademarks and registered service marks of BlueLinX Services Inc

©2013 BLUELINX Corporation. All rights reserved.
 4101095101101 ERM/CGI/8.12/3.5k



Vinyl Siding & Accessories

VISION PRO® Vinyl Siding



**VERSATILITY
AND VALUE**

VISION PRO®

Vinyl Siding

VERSATILITY AND VALUE.

Whether your home is traditional or contemporary, there's a profile of Vision Pro® Vinyl Siding to complement the architecture. The profile of vinyl siding describes both the shape and height of the boards, and a board's unique appearance helps determine the exterior look of the home.

- Low maintenance — no painting!
- Tough, weather-resistant vinyl resistant to termites/pests
- Woodgrain finish with color-through technology minimizes the appearance of scratches
- Durable .040" thickness helps resist wind loads up to 165 mph*
- Homeowner's Limited Lifetime Transferable Warranty**



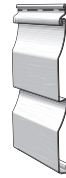
PROFILES



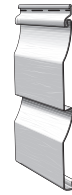
Double 4"
Traditional
Lap



Double 5"
Traditional
Lap



Double 4"
Dutch Lap



Double 5"
Dutch Lap

COLORS



White




Pearl



Cream



Mist



Almond



Tan



Beige



Clay



Olive



Thistle†



Gray



Flint



Blue

See dealer for product availability in your area.

* Check local codes for specific wind load requirements. Actual wind speed can vary depending on building design and location.

** Georgia-Pacific Corporation does not manufacture, distribute or warrant the products described in this brochure. For a copy of the manufacturer's warranty, call 1-888-502-BLUE.

Due to printing limitations, color representations may not be exact.
† Upcharge applies.